

System Founder

Ye ek alag roll bane gaa jo SuperAdmin ko control Karen ga or es roll kila ye Alag sa Login or Creation Clone or edit or delete kar sake okay, jase ke jo system han abi os sa CLONE bnaye matlab ham ne jo abi system bnaya han os system se COPY nekalen or wahii New Empty Copy osko ham ek alag **Sub Domain** assign Karen or JO Stripe Payments gateway ki details han wo alag assign Karen or js email se students or teachers ko emails jati han wo Email bi alag assign Karen okay eske elawa har ek Clone ko ham Multiple SuperAdmin assign kar sakte han okay or jo products mai han or schedule mai jo stripe laga han wo ham har ek clone kila yee alag assign kar sake okay baki jo bank details han wo to already ham superadmin se change kar sakte han. Or har ek clone Copy ka alag alag data apne SuperAdmin mai ana chahyaa or diyan rahee ke Mix na ho jayee okay bakii sb ka Database ek hi hona chahyaa.

eske sat Android Application or IOS Mobile Application agr mai jetnii bii clone bnawoo to ek hii application ko estemal kar ke jetni bi clone wale users honge wo Login kar sake or ye Apps seraf Students or Teachers kila yee bane gaa or apps mai Student Start Registration or Login or oske bakii details or same teachers ka bi wahii same details display hona chahyaa es mai reminders Notifications Options dane honge ke agr ham ne student ko remind karna han to sb ko reminder male Mobile Notification ke zarye jase AMP reminders agr name suna han or agr teacher ko update karna han to notify kar sake ok.

Bakii jo update han wo niche diyee han osko daik loo wo sb update karne han

SuperAdmin

SuperAdmin mai Menu ko sb se pahlee rearrange karoo jo mai ne necha display kiyee han wase hii same seraf superAdmin mai karoo or es mai new features bi diye han okay.

Dashboard

Job Reminder

Bank Payment

Schedule

Report => Teacher Report

=> Student Report

=> Attendance: (New feature track student classes attendance)

=> Teacher Payments: (Teacher ki monthly salary report hogi, porane CMS se idea la lo)

Library => Books Library

=> Products

=> My Orders

=> Confirm Orders

Users => Student

=> Teacher

=> Admin

=> Staff

=> Branch

Referral Bonus List (Bonus Details & Percentage or ham esko edit kar sake ok)

Setting => Subject

=> Level

=> Bank

=> Enquiry

=> FAQs (ye faqs ka control hoga or ye faqs only superadmin hii edit or update kar sakta han or bakii sb ko ye faqs ache style mai nazar ane chahyee.)

=> Quiz (2 type quiz forms bnawo, 1st js student ko show karna han or dosra sb All koo daikana han Quiz or jb student submit Karen oska result superadmin ke pass aye okay)

=> Exam Registration Details (exam submit detail or notification or sample necha daik)

=> Generate Invoice (necha sample design diya han wse hi bnawo ya torra alag)

=> Premium Teacher (yaha pr Blue Check Box wale teacher details honi chahya)

=> Sliders

Support=> Create

=> Tickets

Email Sending To Students & Teachers (yaha pr email sending ka features bnawoo js sa agr ek user ko email send karna ho yaa sb All ko es mai ye seraf student or teachers kila ye hoga.

SuperAdmin mai es box mai Earnings wale mai

tb payment display honi chahyaa jb

Full Complete Schedule kar den or oska

successfully schedule ban jaye okay.

The screenshot displays the SuperAdmin dashboard interface. At the top, the SMART EDUCATION logo is visible. A central menu lists various administrative functions: Dashboard, Job Reminder, Admin, Teacher, Staff, Student, Books Library, Schedule, Confirm Orders, My Orders, Report, Setting, and Support. On the right side, there are several widgets, including a 'Today Class' section with an 'Export' button and a table header 'SR#'. Below the menu, a large 'EARNINGS' widget is shown, featuring a tag icon and a blue button displaying '130 MVR'.

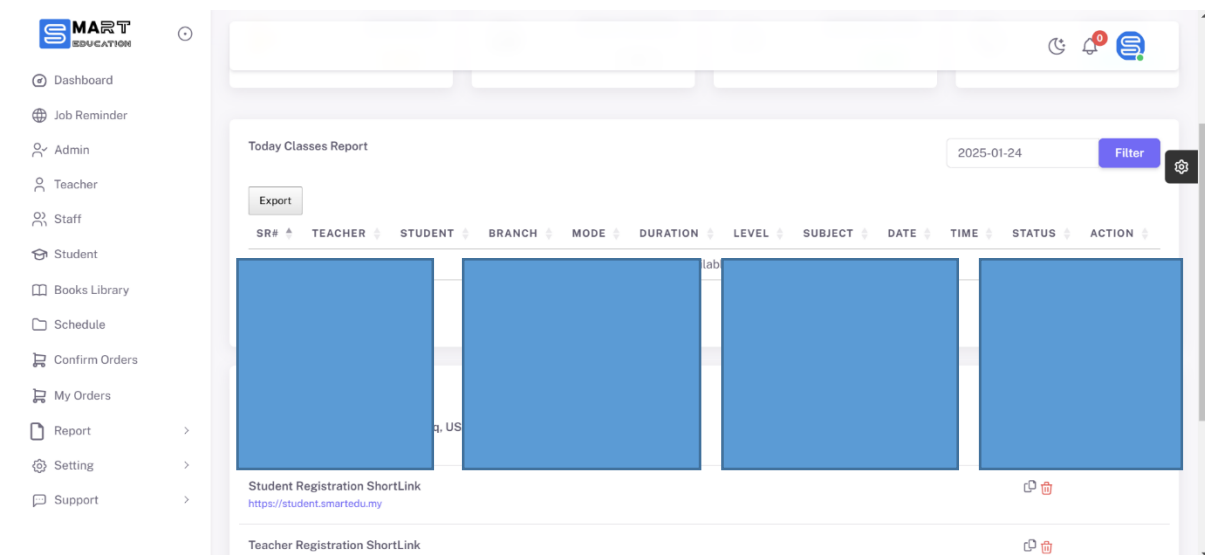
SuperAdmin Dashboard mai or **Admin** wale mai Today Classes Report ke Bad niche ye 4 Boxes Bnawoo, or 1st Box ka name (Inquiry) hoga or 2nd Box ka name (Pending Schedule) 3rd Box ka name (Completed Schedule) or 4th ka name (Live Users)

* 1st Box Mai yee sb hona chahya, agr koyii student Registration form pahla step fill out karta han or bakii age nhi jata to yaha pr oska name or Icons button bnawoo pahla icon oski Details direct daik sake Eye wala icon or Dosra Icon send Reminder on email wala k ek company ke jo details ho jase unique email bna doo js mai hamare Sare Courses Bnaye hoo or har ek courses ke necha Enrol Now ka button diya gaya hoo. Or wo direct apne Registration form pr phir se aye.

*2nd Box ke andr Pending Schedules wale ko display karoo js ne dosra step ko complete kiyaa liken Payment hi nhi de sake oski bi 2 icons bnawoo oske name ke sat or har pahle wale icon mai oski details display ho jase oska name oska phone number or konse classes subjects mia wo enroll hona chahta han or payment de sakaa wo details hone chahyee, dosra icon osko reminder send karna ka hona chahyaa jo oski details os ne select ki wahii details ki ek reminder send ho jaye or ose btayee ke please apne account mai login ho jayee or payment confirm kar den ke apko teacher assign kar den or apke classes start kar den.

*3rd Box mai complete schedule ke student details hone chahyaa js ne payment complete kar diya ho, student name ke sat total payment leki honi chahyaa or 2 icons hone chahyaa oske name ke samne js sa ek icon oskii porii details daik sakte han ke konse subject or konse level mai enroll ho chukka han or second icon oskii Payment proof ko display Karen agr os ne Stripe se payment ki hoo to icon ki jaga pr Stripe ana chahyaa or agr Bank transfer to bank ana chahyaa ke oska proof payment daik sake okay.

*4th Box mai live users display hone chahyee ke ketna Live users abii apne profile ko login kar ke baite han jo number os total Live user daikaye daily base pr or jo live han oski profile picture or name es box mai display Karen.

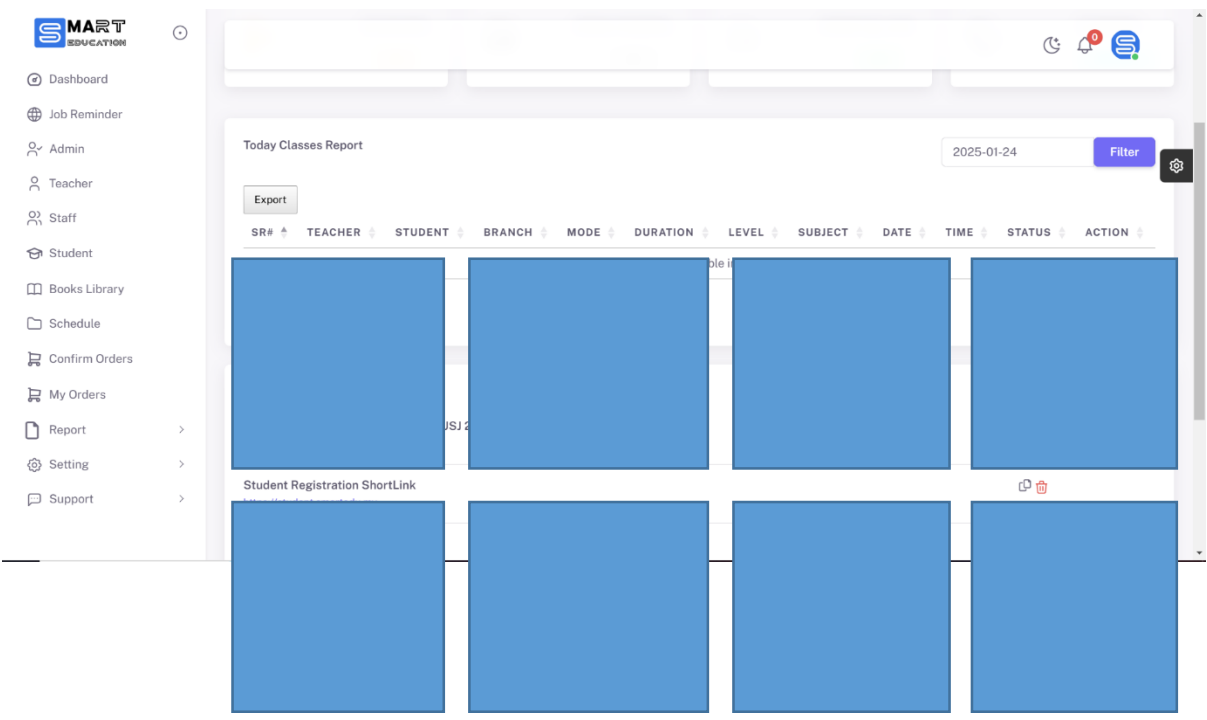


Oper walee Boxes ke niche 4 or boxes bnawoo js mai ek Box ke andr 1st walee box ke andr Student ka Date Of Birth like birthday ka date nazer aye, js din js student ka birthday hoo ek acha sa template Email Design karo, js student ka birthday hoo ke oske one button click pr os student ko happy birthday wish Karen okay.

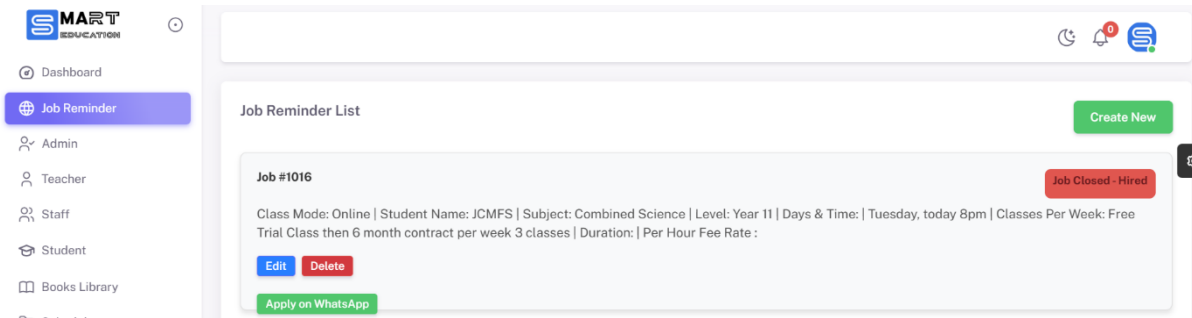
Second box mai Stripe ki jo classes payments atii han os student ki details show karwa doo ke ketna classes schedule kiyee han or kiyaa details oskile yee same 2 icons bnawoo js sa ham student ki details daik sake or ketnii payment dii han wo sb daik sake okay

Third Box mai wo Students Display kar doo ke oski Last Class kab han js date ko hogii osko ham reminder bej sake ke apna Schedule More classes kila yee create kar doo or Add More Classes ke form mai redirect karoo ke wo apna schedule or more classes laa len okay.

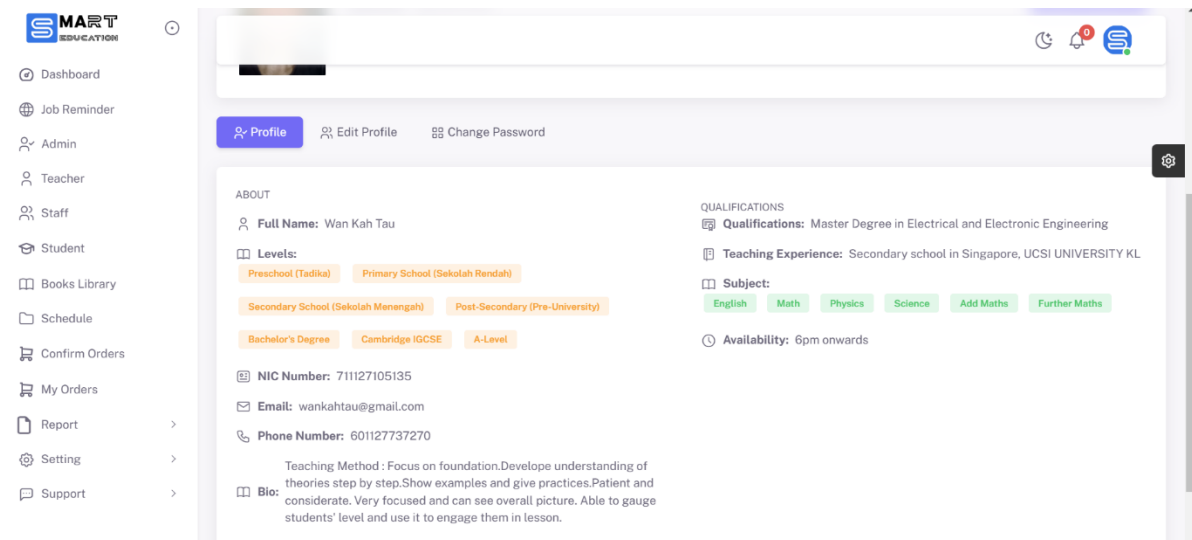
Four box ke andr Jo BOOKS ke order arahee han wo display kar do js sa Orders ka pta chale ke payments kar diyaa han ke eska order ayaa han jo Physical Books hongee only wahi dispay karoo baki jo Online or Pdf order hote han wo display na karoo okay.



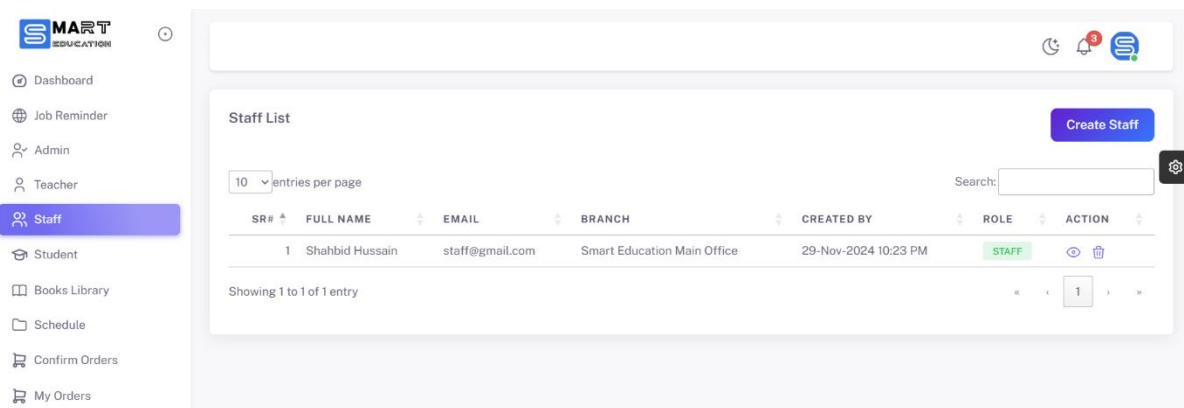
SuperAdmin mai Job Reminder mai seraf Status ka tek kar doo jb Edit pr click Karen or oska status complete karna han ke osko direct edit se hi update kar len.



SuperAdmin mai Teacher profile ke andr 2 fields missing han jo ap ne seraf SuperAdmin or Teacher ko hii display karne han js mai (Address, Bank Account details)

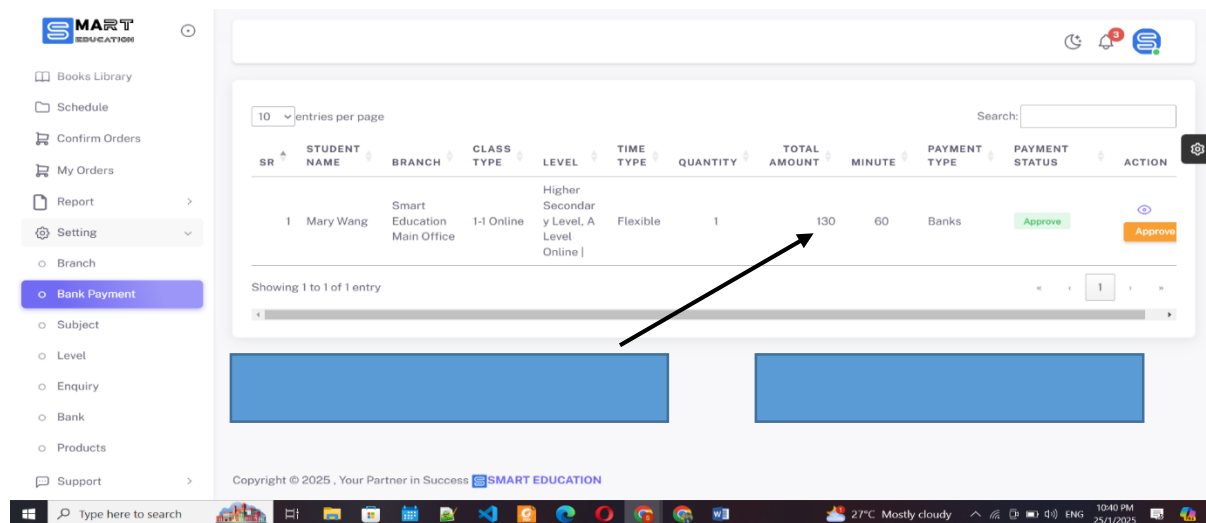


SuperAdmin Mai Staff profile jb bnayee to os mai Options Checkboxes lagawoo ke konse Menu Button ka access dena han staff ko js sa wo staff seraf wahii kam Karen jo superadmin osko access dee gaa, jase ke agr kisi staff ko ham ne Library ka access dena han ke os mai products upload karoo to wo seraf products uploading ka kam hi Karen or kuch na Karen okay agr koyii student ya teacher ka schedule ka kam den wo seraf wahii access Karen to checkbox bnawoo oske profile bnane ke time ke osko task da den ok.

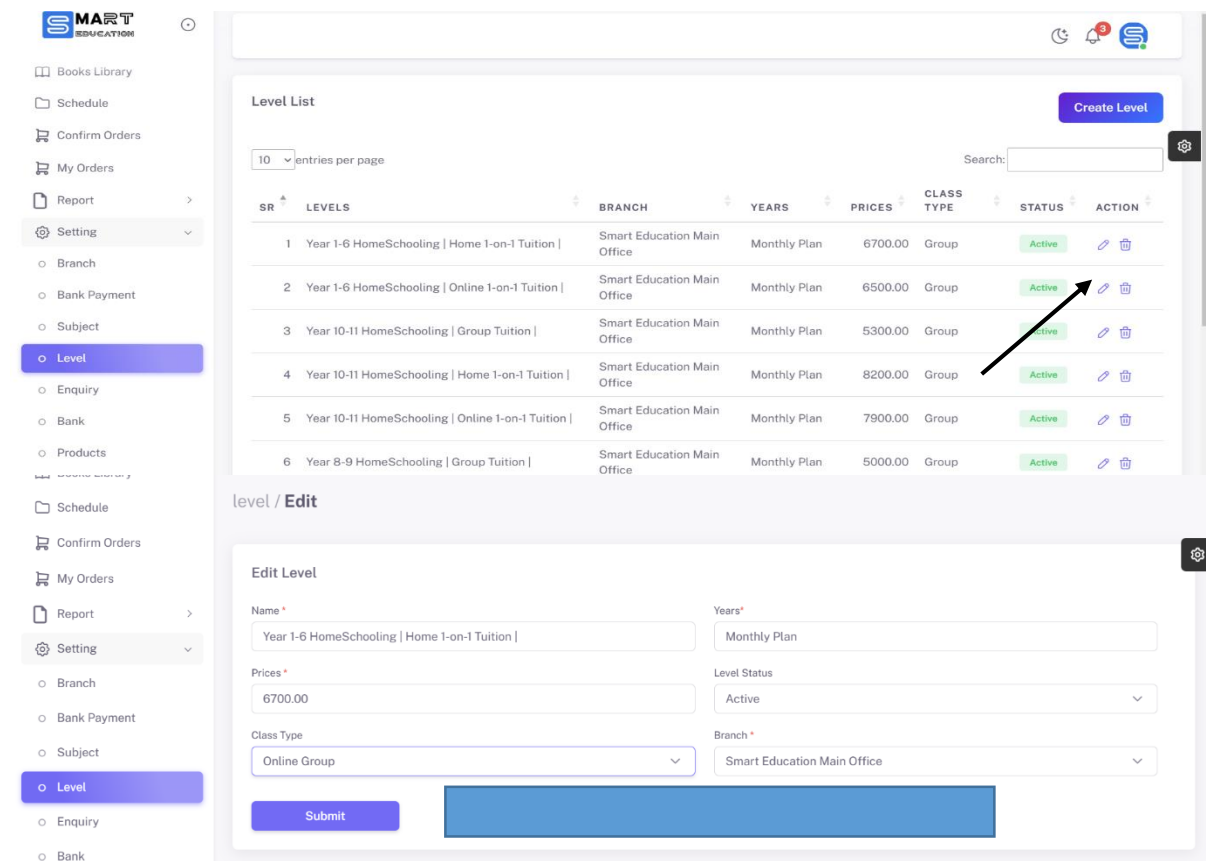


SuperAdmin es mai Stripe ki details nhi arahi han wo bi tek karwa doo wo bi anii chahyaa or status Same Approve ka bna doo okay or eske andr jo Payments record ata han esko Monthly record karwa doo, jase ke jo current month han wahi first display hona chahyaa jo bakii han os month mai ketni payments ayii han wo ham daik sakee pehlee walee mahina ke bi okay okay

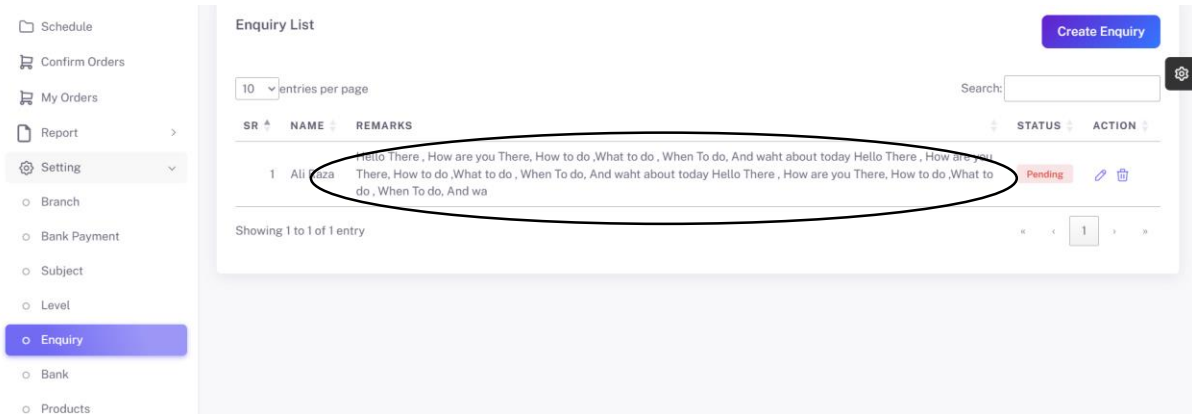
Or jo total Amount han jo necha 2 Box diyaa han mai ne oski jaga pr total amount display karoo js month ka bi hoo ke total ketni payment receive howii han es month kaa or dosre box mai OverAll Total Payments Display kar doo ke Total jb se tuition CMS start kiya han tb se ketna paise aye han total okay



SuperAdmin ke andr jb ham koyii Group Classes package bnate han or jo ham ne Start Date diya howa han Group Class kaa andr or agr ham ne osko bad mai Update karna han ke start date jo han wo ye new hogaa jb EDIT karte han to wo Date os mai nhii araha han to esko display karwa doo ke date ham phir change kar sake osi group package ka okay



SuperAdmin mai Enquiry pr agr jayee or os mai agr long Enquiry details dale to os mai torri se hii details atii han to esko tek karoo ke jetni long ham description dalen ke os mai ajaye or agr edit bi Karen to long ko hi Karen ke pora text wo na remove Karen ok eski limit barra doo size

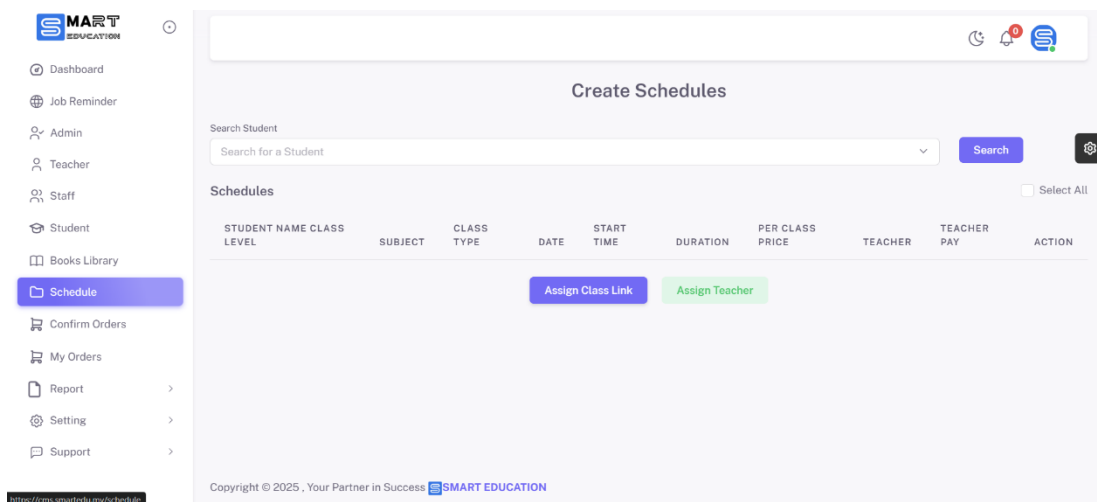


Emails Template mai Year ham har New Year pr New dalte han to esko auto kar doo sb Email Template mai ke auto hii wo increase howa kare new year pr ke hame kisi ko code ko update na karna pare okay

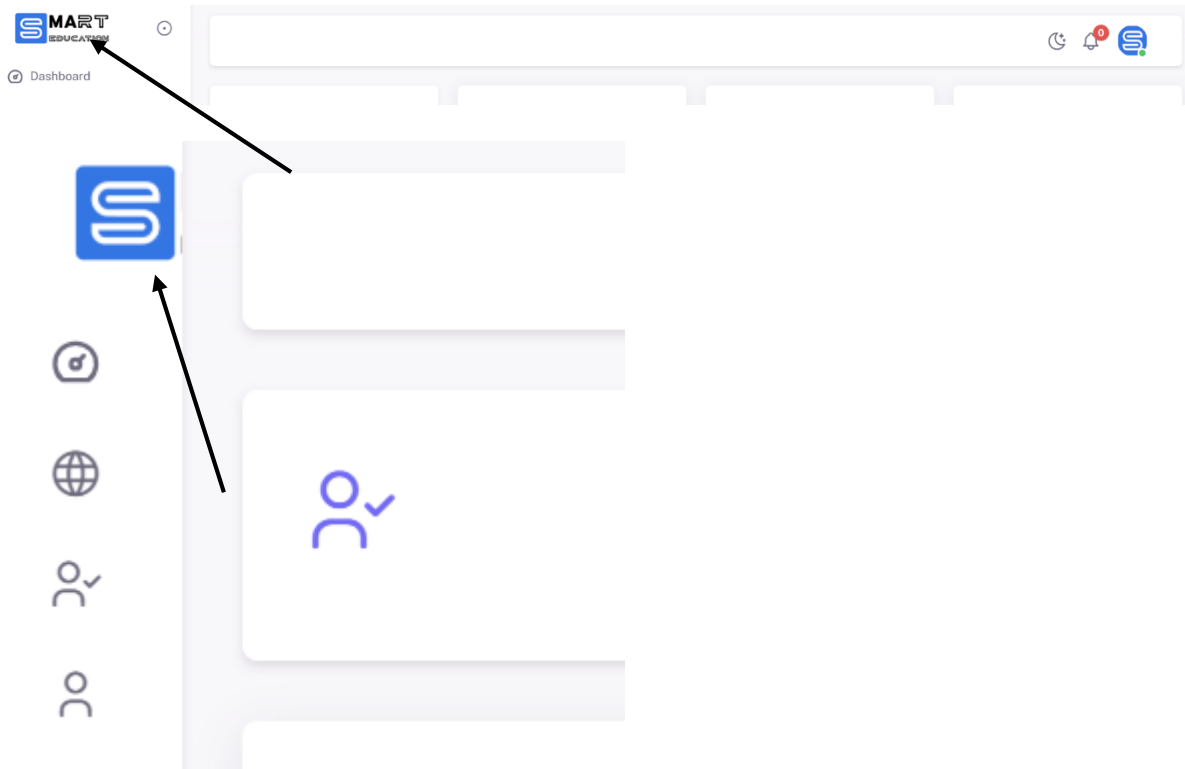
```

</div>
</div>
<div
  style="background-color: #f7f9fc; text-align: center; padding: 10px 20px; font-size: 12px; color: #a2a6b0;">
  <p>© 2024 SmartEdu, All rights reserved.</p>
  <!-- Social Media Icons Section -->
  <p style="margin: 10px 0;">
    <a href="https://www.smartedu.my" style="text-decoration: none; color: #3b7dff; margin: 0 5px;"
  
```

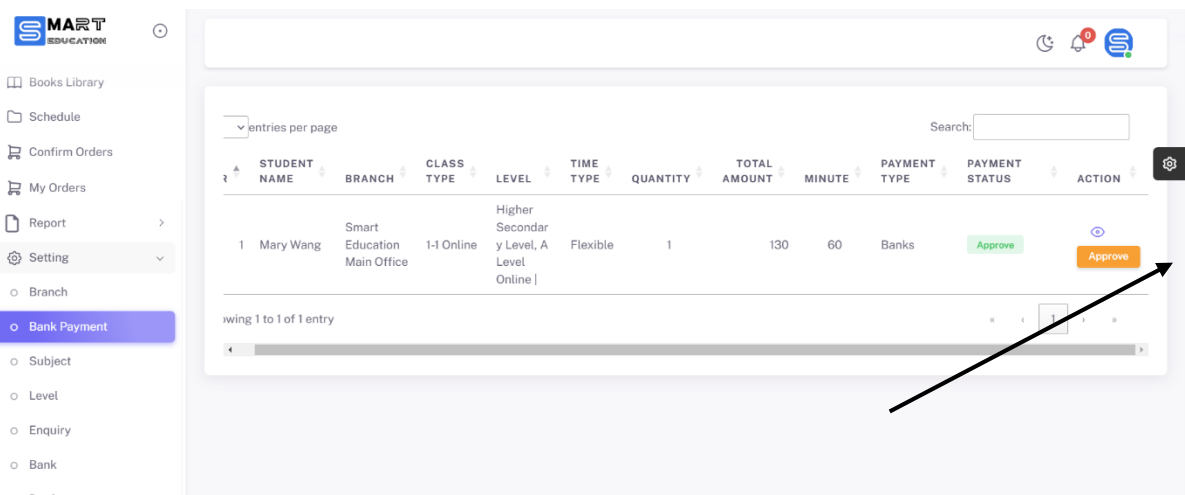
SuperAdmin ke andr **schedules** mai ek asa **Form** bnawo js sa agr student ko ham Ek class **add** karna chahte han yaa jetna bii hoo, wo add kar sake easily without student profile login ke okay, Or agr kisi bi Class ko **Cancel** karna chahte han to wo bi kar sake ek **button** bnawo js sa class ko bi cancel kar sakte han or jase hi cancel Karen to os class ki payment zero kar doo jo teacher ko agr payment assign kiya hoo wo teacher se bi remove ho jaye payments or status class cancel aye okay.



CMS ke jo Main Logo han osko Setting mai ek Option da doo ke ham khud osko agr future mai update karna han ke wo ham update kar sake ok or agr ham ne Emails mai change karna han ke wo bii setting se hi update kar dan to setting mai oske Upload options da doo or oski size bii da doo ke etnii size ke Logo Image upload karoo ke pta chalee okay



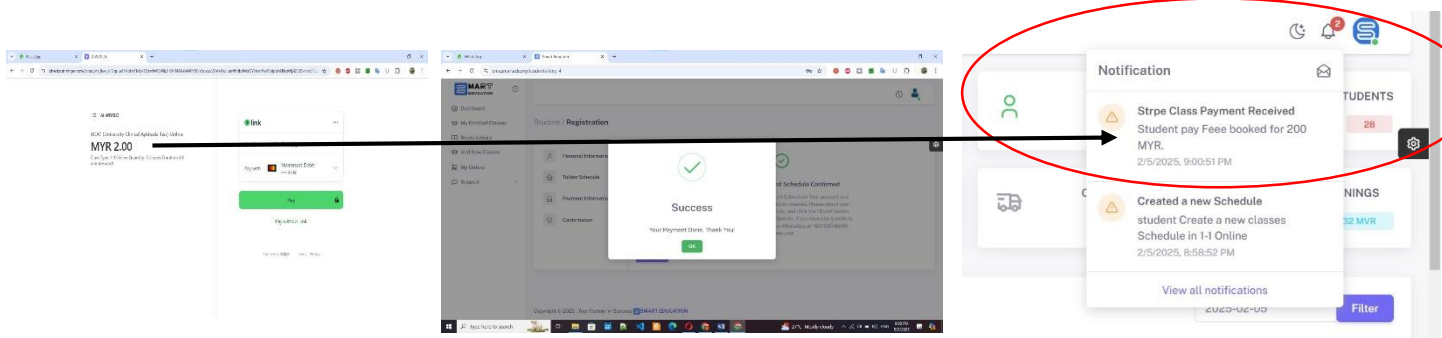
SuperAdmin mai Bank Payment jo atii han oski right side mai DATE laga doo ke konse date ko payments aye han ke hamee pta chalee or same Stripe ka bi karwa doo ke js date ko stripe mai payment classes howee hoo osii date ke details aye or yee approve ka button laga do, Q ke Stripe se jo payment atii han oskii Classes Approve nhii hotii han esko bi tek kar doo okay





Database mai jo tum ne delete ka formula lagaya han wo kam nhi kr raha agr ham kisi bi Data yaa users ko yaa products ko delete karte han wo 72 hours bad bii delete nhii hota han yee daiko mai ne ek users ko 22-01-2025 ko oska profile delete kiyaa taa liken aj date 05-02-2025 han jo abii tk data delete nhii howa han esko bi tek kar doo

branch_id	deleted_at	qualifications	availability	experience	resume	status
1	NULL	Degree	11PM); Weekends	1-011-17 Group Tutor	31-35- cv.pdf	1
1	NULL	MASTER OF SCIENCE (MATHEMATICS)	8.30 pm to 10.30 pm	24 years	2024-12- 27_03- 02-59- cv.pdf	1
1	NULL	Master of Philosophy in Biosciences	8:00pm - 10:00pm	5 years	2024-12- 27_08- 24-35- cv.pdf	1
1	2025-01-22 13:43:26	B.Com, M.Com, B.Phil, M.Phil, B.Ed (ACCA- UK)& Ph.D	9am to 8pm	35 Years	2024-12- 27_12- 16-52- cv.pdf	1

Yee daikoo mai ne Stripe se 2 Classes ke payment card se da dii han jb total payment dii mai ne Total MYR 2 or successful ho gaya or Muje notification kiyaa ayaa ke (**Student pay Fee booked for 200 MYR**) esko tek kar doo or jo stripe se classes bantii han oski details kuch bi nhi ataa han na schedule mai or na Reports mai or na oski payments details to esko tek karoo ke jase bank ke classes ko verify kar ke schedule karwate han wse stripe wale users ko bii same process mai daal doo okay



Ye sample Invoice han jo ham student ko bejte han liken tum ne fields mai bnana han ke ham yaha pr hr ek cheza update edit kar sake or PDF file download kar sake okay es mai kuch chezan han jo Update karni zarort nhii liken jo zarori information wo update karna zarorii han , Paid or Unpaid ka option hoo es mai okay

STUDENT'S RECORD		INVOICE																																																											
 SMART EDUCATION SDN BHD INVOICE NO: I - SMART00001 ISSUED ON: 25.12.2024 INVOICE TO: Noya Mohamed Aslam ADDRESS / Phone: 960 777-5130 NIL CONTACT DETAILS 0060 1160 745651 www.smartedu.my Company Bank Details: Note: In the reference field, please only enter PAYMENTS. No need to include any other information. Bank Name: AmBank Account Title: Chan Afsara Kang Heng A/C NO. 8881004458897  CHAN AFSARA KANG HENG		<table border="1"> <thead> <tr> <th>DESCRIPTION</th> <th>QUANTITY</th> <th>PRICE</th> <th>TOTAL</th> </tr> </thead> <tbody> <tr> <td>Class: Year 10 48 Classes @Online Per Hour RM 90</td> <td></td> <td></td> <td></td> </tr> <tr> <td>Subjects</td> <td>Classes</td> <td>60 Min</td> <td>120 Min</td> </tr> <tr> <td>English language</td> <td>3</td> <td></td> <td></td> </tr> <tr> <td>Mathematics</td> <td>3</td> <td></td> <td></td> </tr> <tr> <td>Business studies</td> <td>3</td> <td></td> <td></td> </tr> <tr> <td>Economics</td> <td>3</td> <td></td> <td></td> </tr> <tr> <td>Accounting</td> <td>3</td> <td></td> <td></td> </tr> <tr> <td>Material Fee</td> <td>1</td> <td>100.00</td> <td>100.00</td> </tr> <tr> <td>Registration Fee</td> <td>1</td> <td>50.00</td> <td>50.00</td> </tr> <tr> <td>Exam Registration</td> <td>1</td> <td></td> <td></td> </tr> <tr> <td colspan="3">TOTAL AMOUNT :</td> <td>600.00</td> </tr> <tr> <td colspan="3">BOOK OR MATERIAL COST :</td> <td>-</td> </tr> <tr> <td colspan="3">AMOUNT DUE :</td> <td>600.00</td> </tr> </tbody> </table>				DESCRIPTION	QUANTITY	PRICE	TOTAL	Class: Year 10 48 Classes @Online Per Hour RM 90				Subjects	Classes	60 Min	120 Min	English language	3			Mathematics	3			Business studies	3			Economics	3			Accounting	3			Material Fee	1	100.00	100.00	Registration Fee	1	50.00	50.00	Exam Registration	1			TOTAL AMOUNT :			600.00	BOOK OR MATERIAL COST :			-	AMOUNT DUE :			600.00
DESCRIPTION	QUANTITY	PRICE	TOTAL																																																										
Class: Year 10 48 Classes @Online Per Hour RM 90																																																													
Subjects	Classes	60 Min	120 Min																																																										
English language	3																																																												
Mathematics	3																																																												
Business studies	3																																																												
Economics	3																																																												
Accounting	3																																																												
Material Fee	1	100.00	100.00																																																										
Registration Fee	1	50.00	50.00																																																										
Exam Registration	1																																																												
TOTAL AMOUNT :			600.00																																																										
BOOK OR MATERIAL COST :			-																																																										
AMOUNT DUE :			600.00																																																										
Pay Via : <input type="checkbox"/> Online Website <input checked="" type="checkbox"/> Bank Transfer <input type="checkbox"/> PayPal <input type="checkbox"/> DuitNow Student's Signature _____ CHAN AFSARA KANG HENG		Thank You Chan Afsara Admin Officer																																																											
Note: This is computer generated invoice no signature required.																																																													

Exam registration ka form fields yaha se laa loo jo feilds require han wo sb yaha se loo or es mai Subjects ka options bi da jo ham SuperAdmin se upload kar sake or student choose kar sake or jo Payments bandii han wo payments ke options bi da doo stripe or bank or QR Code liken classes ke sat mix na karoo esko okay eski Payments proof sb wahii exam section mai ana chahyaa okay Jase Levels ke payments diyee han classes ka wse eske subject ka da doo agr koyii ek subject lena chahta han yaa 10 subjects oski payments add karte jawoo or es mai 2 chezan laga doo jase ke Ek Manual Document Processing fee, or Registration Fee

JUNE 2025		PHOTO
CAMBRIDGE INTERNATIONAL EXAMINATION ** NOTE: Kindly complete this form in BLOCK LETTERS		Affix your most recent passport size photo here (write your name at the back of the photo)
School Name	Candidate Number	
CANDIDATE NAME (AS PER I.C/PASSPORT): _____		
DATE OF BIRTH (DD/MM/YY):	I.C/PASSPORT NUMBER:	NATIONALITY:
____/____/____	_____	_____
CANDIDATE H/P NUMBER:		GENDER: M F
_____		_____
GUARDIAN'S H/P NUMBER: _____		
CANDIDATE EMAIL: _____		
GUARDIAN'S EMAIL: _____		
Registration Period		
Name	Private Candidates	
Early Bird	30th December 2024 - 22nd January 2025	
Normal Entry	23rd January 2025 - 13th February 2025	
Late Entry	14th February 2025 - 7th April 2025	
Your completed entry form must be accompanied by the following (please tick):		
<input type="checkbox"/> Identification Document - National Registration ID or valid Passport (front only)		
<input type="checkbox"/> Colour Photograph - Colour photograph of candidate on plain background (selfies acceptable)		

STUDENT

Student ki menu tek karo jase mai ne niche diyaa han or es mai jo features han wo bi han

Dashboard

My Enrolled Classes

Add New Classes

Direct Hire Tutor (Necha details diye han)

Exam Registration(niche diya han fields screenshot)

Quiz (jo ham ek student ko daikayee or jo Sb students ko ok)

Books Library

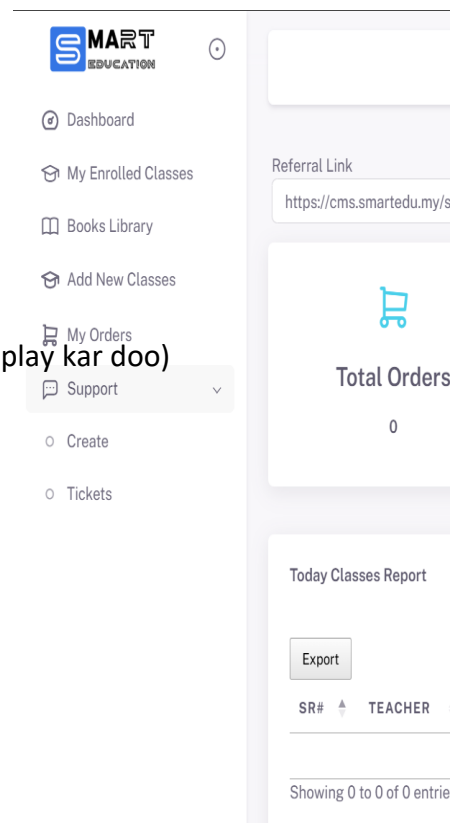
My Orders

Referral Bonus (Only Jo name han wo or oski commission display kar doo)

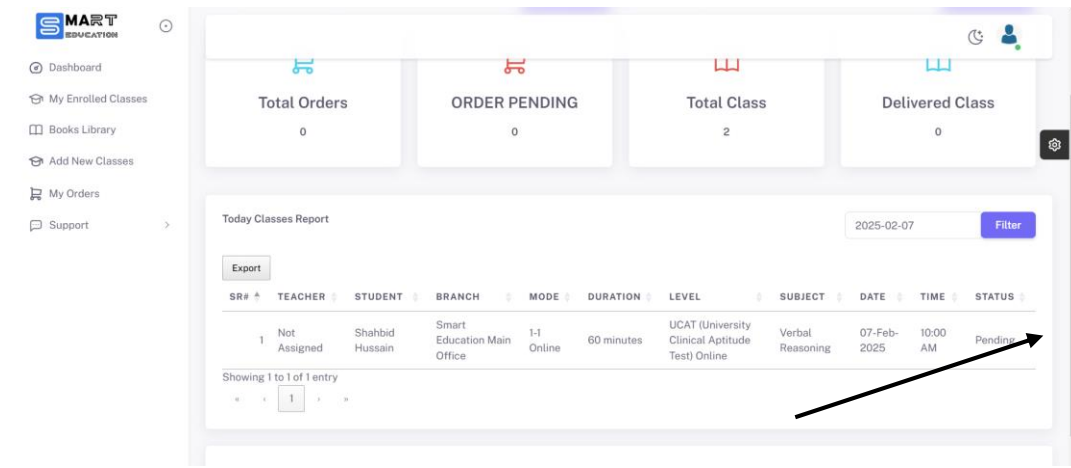
FAQs (Superadmin se seraf student ko display kar rahe ho)

Support =>Create

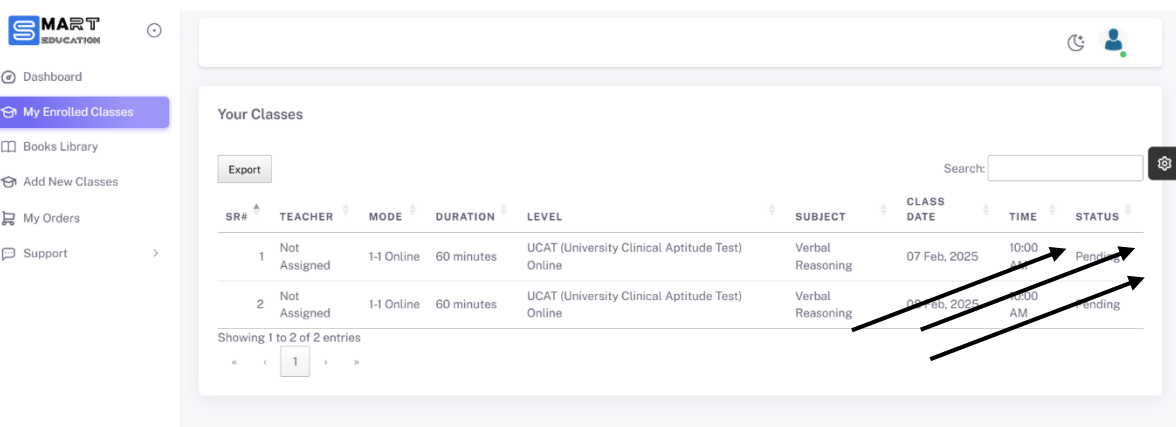
=>Tickets



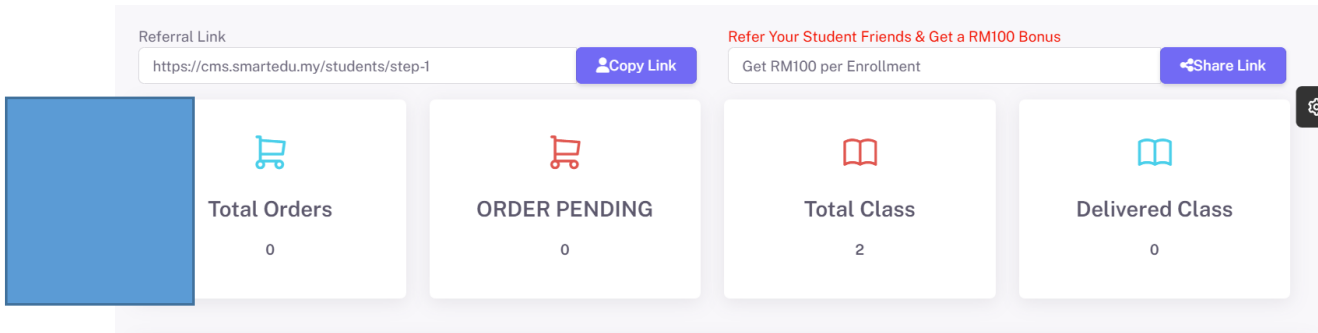
Student ke dashboard mai Jo Today Class report han, agr kisi student ka **Online Class** hoo to oske right side mai os Class ka jo Link ham ne diyaa han osii ka Ek Button bnawoo ke wo es button pr click kar ke New Tab mai redirect ho jaye or join kar kar len (**JOIN CLASS**) ke name ka button bna do ge to best hoga or yahi button teacher ko bi display kar doo ke wo apne profile ko use kar ke join kar sake ok or baki Home tuition kila ye bakiyoo kila yee bi koyii best sa button bna doo ke users ko pta chalee os button se ke aj konsa class han okay



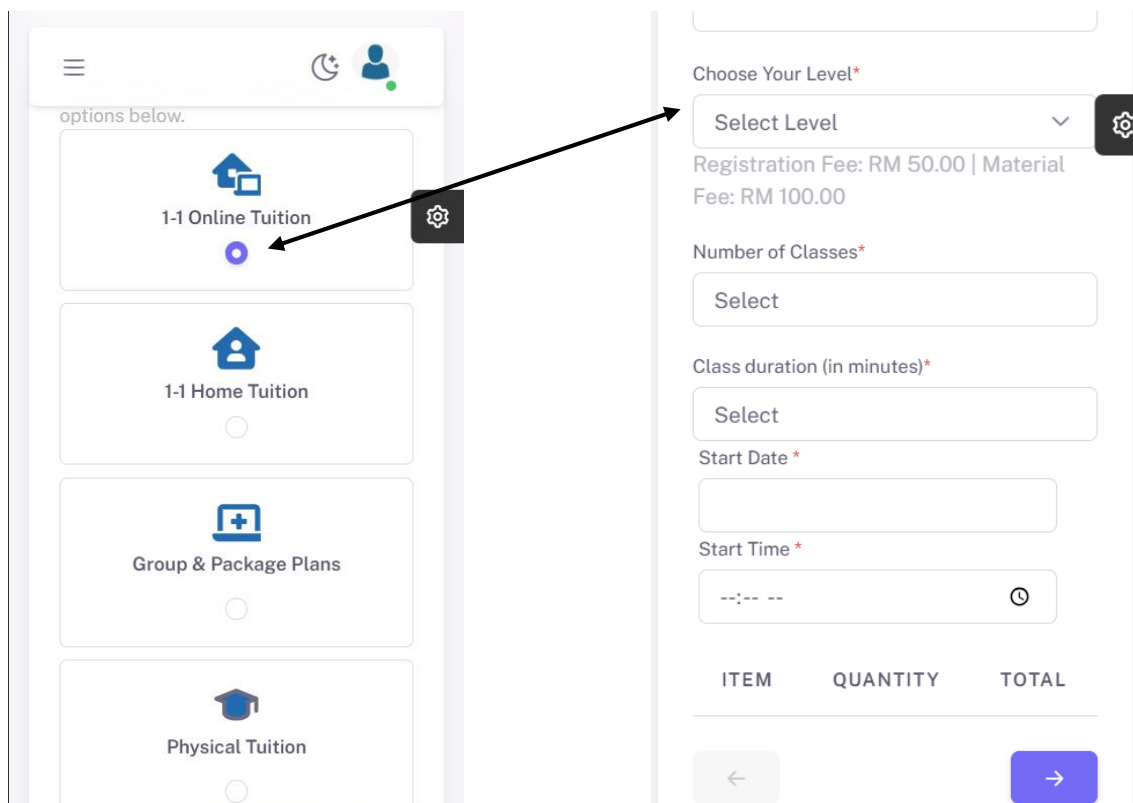
My Enrolled Classes ke andr bi Join Class ka button laga doo ke wo yaha se bi join kar sakte han Class ko ok or jb student step 2 form complete kar daita han to oske classes ke samne ek pending payment ka option button bi da doo ke wo agr payment nhii dee payaa or close kar diya ho agr wo bad mai aye or login kare apna account to wo os button ko click kar ke apni payment de sake or oskii request wahi bank payments ya stripe aye gi js sa superadmin approve kar sake or oski classes accept kar sake or tutor assign kar den, or eske sat agr student ne payment nhii di hoo or wo apna schedule update karna chahte han yaa increase ya kam yaa delete karna chahte hoo wo bi yahii se Karen okay. Esii Class ke Download Assignment ka button laga do ke student apna Teacher ka submit file download kar sake agr nhi to empty rako



Yaha pr 5th Box bi bna doo Bonus ka js sa student ko pta chalee ke os ne Bonus se ketna payment earn kii han or Referral Bonus ke andr withdraw ka option da doo ke wo Withdraw bi kar sake apna bonus ko or status os mai da doo ke os ne payment receive kar dii han ya nhi or ye status superadmin se change hota jaye okay or yahii Bonus Box Teacher wale mai bi add kar doo ok



Agr koyii student apne mobile se Registration form open karta han or wo second step pr jata han to or wo Online ya home es 4 options mai kisi pr bi click karta han to wo osii jaga pr stop rahta or student khud phir scroll karta han to best way yahii han ke jase hii kisi bi option pr click Karen to osko auto scroll karwawoo or form level pr stop karwawoo osko ke wo form fill out Karen or baki laptop pr sahi han seraf mobile pr tek karwa doo okay



Form ke har ek Fields ke sat ek (?) questions asa icon bna doo har ek fields ke sat agr kisi ko os fields ki samj na aye ke os mai ham ose instruction display Karen okay ke yee fields kis kam ka han or kiya matlab han eska okay.

Please select one of the learning options below.

1-1 Online Tuition 1-1 Home Tuition Group & Package Plans Physical Tuition

Please Select Level * Number of Class Class duration (in minutes)*

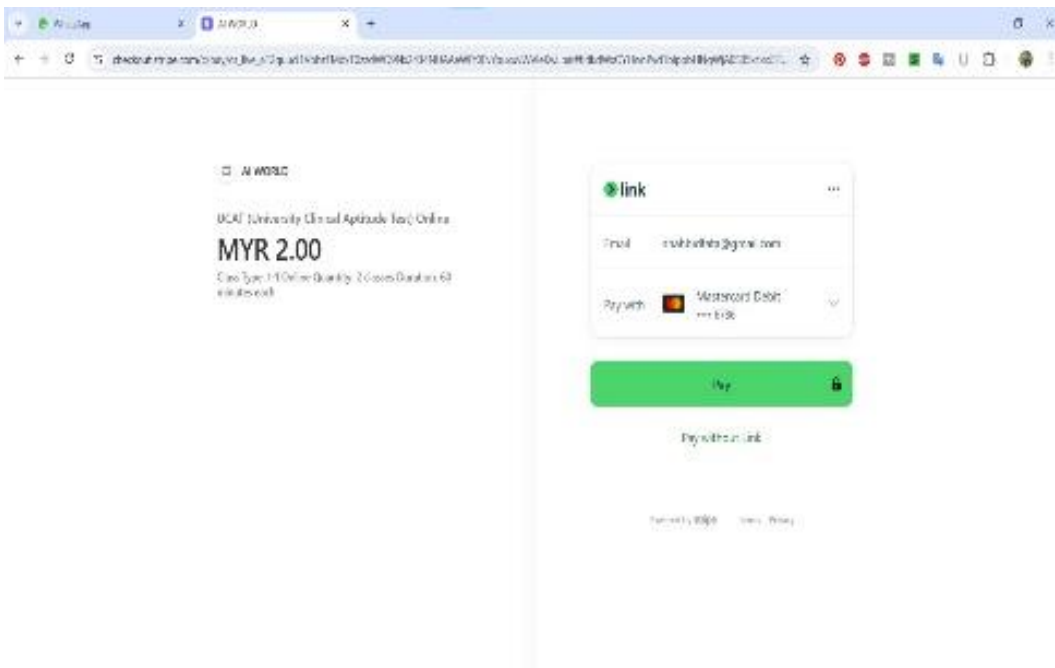
Choose Your Level Select Select

Registration Fee: RM 50.00 | Material Fee: RM 100.00

Start Date * Start Time *

ITEM	QUANTITY	TOTAL
<p>← Previous Next →</p>		

Agrr koyii Stripe se payment karna chahta han using Card to os pr payment ka 5% Stripe Tax Laga doo or display karwawoo jase ye baki kiye han ke card payments taxes 5% international Card or es tax ko ham barra bi sakte han or kam bi kar sakte han esko superadmin mai ek options da doo okay



Direct Hire Tutor necha link pr jawoo or daikoo ke kase filter bnaya han or kase tutors profiles display howe han yaa tum es sa bi acha style mai display karwa doo jo details os mai display howe han wahi hamare wale mai bi display karwa doo okay. Or filter agr koyii selection karta han or oske samne list ajatii han to os list mai 8 profiles show kar doo or bakii next page pr karwa doo okay or pagination ke necha ek Premium Blue Check box wale Teachers 8 profiles display kar doo random js ne premium subscription lii hoo okay. Or es list mai direct jb student tutor ke book Now pr click kare to osii Multistep form mai jayee liken es tutor ka name hamee only Notification pr ana chahyaa ke student ne es profile se direct hiring kii han or ye teacher chahta han okay asa only notification bna doo js sa superadmin or admin ko pta chalee okay.

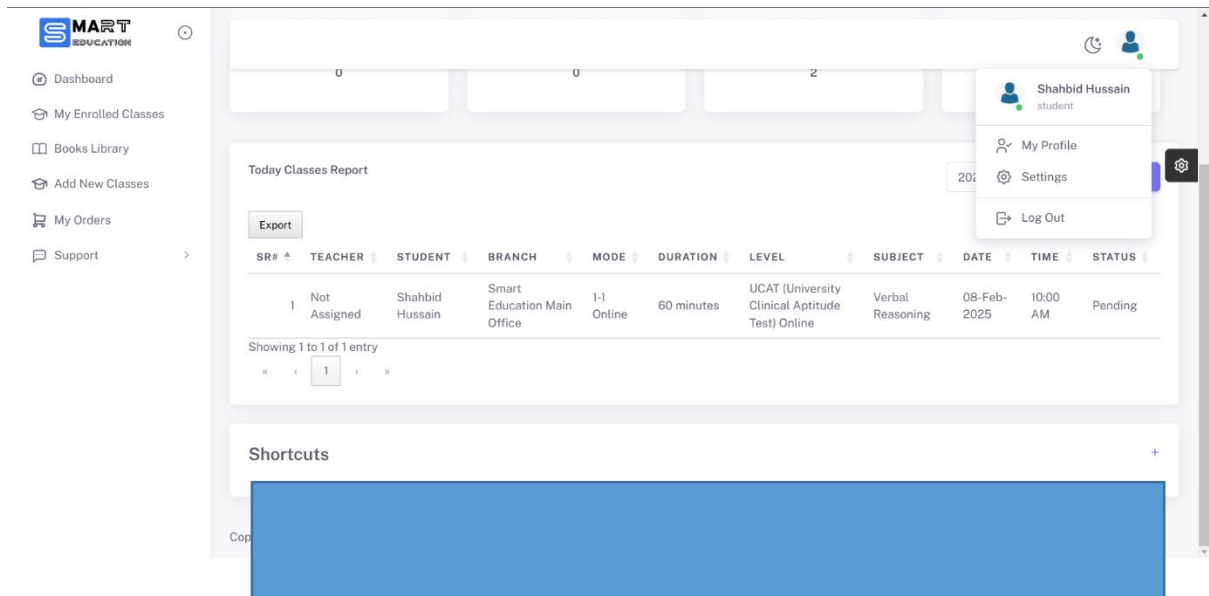
https://thetutor.me/tutor/search?curriculum=A-Levels&grade=Grade-1&subject=Mathematics___English



The screenshot displays a search results page on Thetutor.me. At the top, there are filters for Curriculum (A Levels), Grade (Grade 1), Subject(s) (2 Selected), and Price Per Session (\$ 0.00 - \$ 1,000.00). Below these are additional filters for Languages Spoken, Search Keywords, and Tutor Badges. The main content area shows four tutor profiles:

- Sithembiso Nomce...**: 3 yrs. experience | 4 students. Curriculum: CBSE, British, A-Levels. Grades: Grade 1, Grade 2, Grade 6. Subjects: English, Mathematics. Price: \$12.00 Free Trial, Book Now.
- TSHEGOFATSO**: 1 yr. experience. Curriculum: IB, ICSE, GCSEs, French, German, +9. Grades: Grade 1, Grade 2, Grade 3, Grade 4, +1. Subject: Mathematics. Price: \$15.00 Free Trial, Book Now.
- Naznin Sultana**: 2 students. Curriculum: British, A-Levels, Bangladesh, +6. Grades: Grade 1, Grade 2, Grade 3, Grade 5, +1. Subject: English. Price: \$15.00 Free Trial, Book Now.
- Vaneshree Naidoo**: 17 yrs. experience. Curriculum: British, A-Levels. Grades: Grade 1, Grade 2, Grade 3. Subject: English. Price: \$15.00 Free Trial, Book Now.

Student profile mai or Teacher profile mai Shortcuts ke niche Sliders display karwa doo agr ham ne ek show karna han ya 10 images slides mai ye options bna doo os mai okay or yee sliders superadmin se update ho sake or dosre bat eski sahii se size bi display kar do js tara se Fiverr mai sliders han or oski size han dashboard mai wahii same bna doo or yee mobile responsive bna doo okay.



Teacher

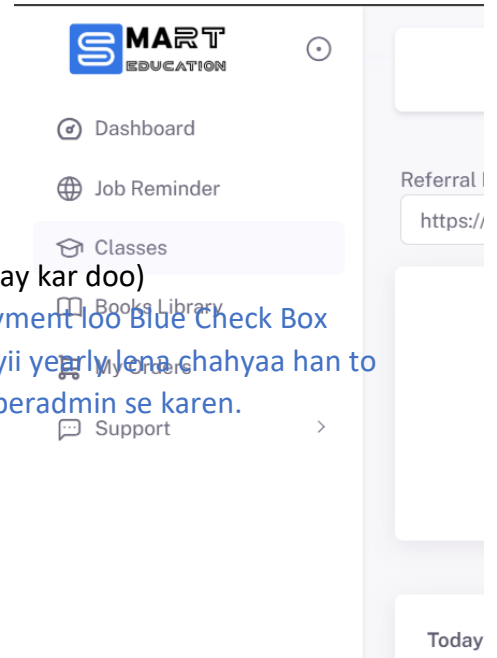
Dashboard
Job Reminder
Classes
Books Library
My Orders

Referral Bonus (Only Jo name han wo or oski commission display kar doo)

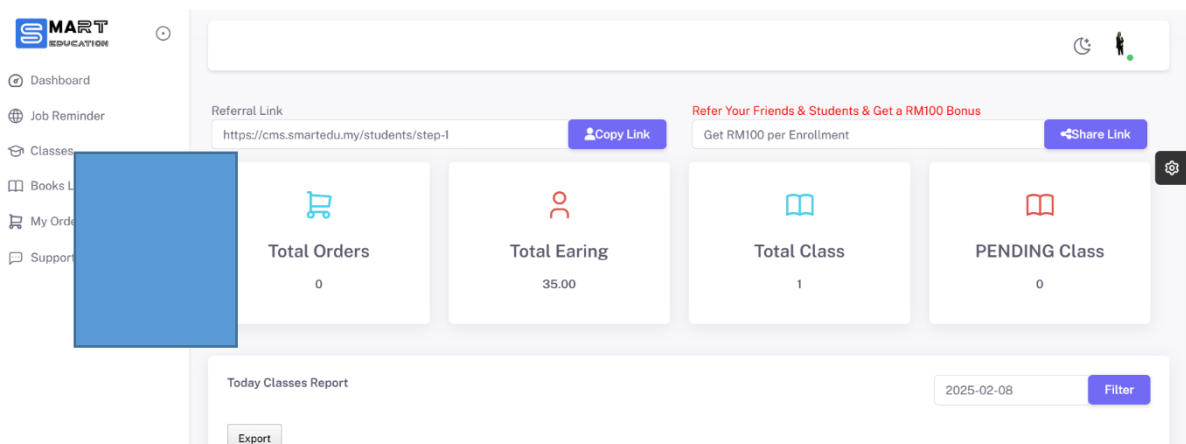
Premium Subscription (yaha pr plan daikawo or teacher se payment loo Blue Check Box button kaa or ye subscription ketna months ka hoga yaa agr koyii yearly lena chahyaa han to lee sakta han oski benefits sb display kar do ok or ye update superadmin se karen.

FAQs (Superadmin se seraf teacher ko display kar rahe ho)

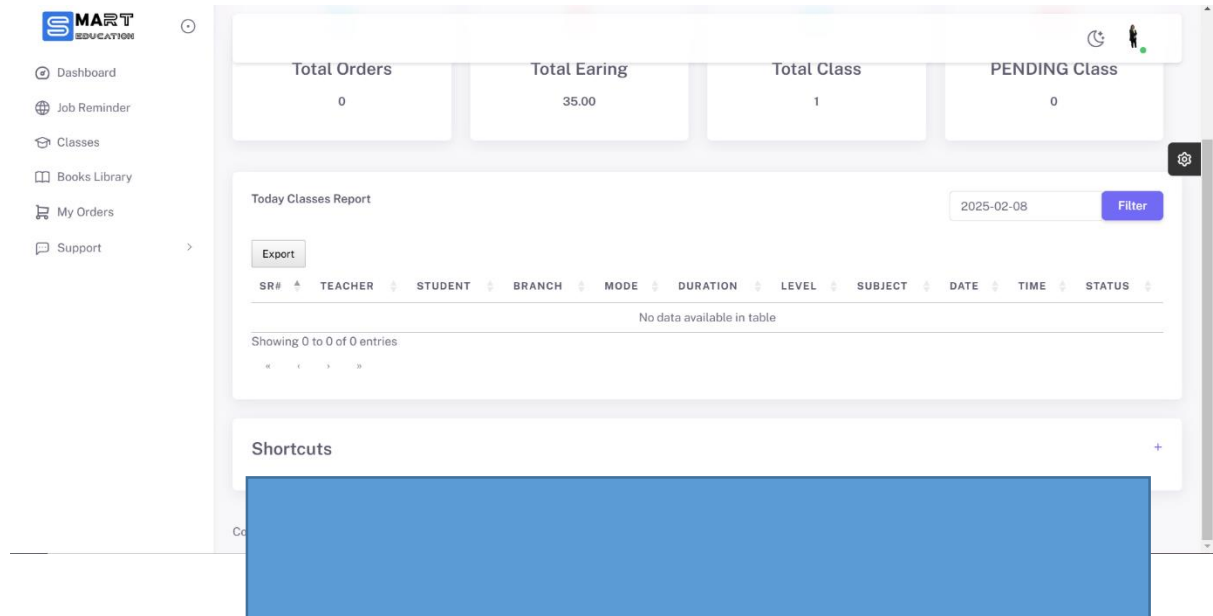
**Support =>Create
=>Tickets**



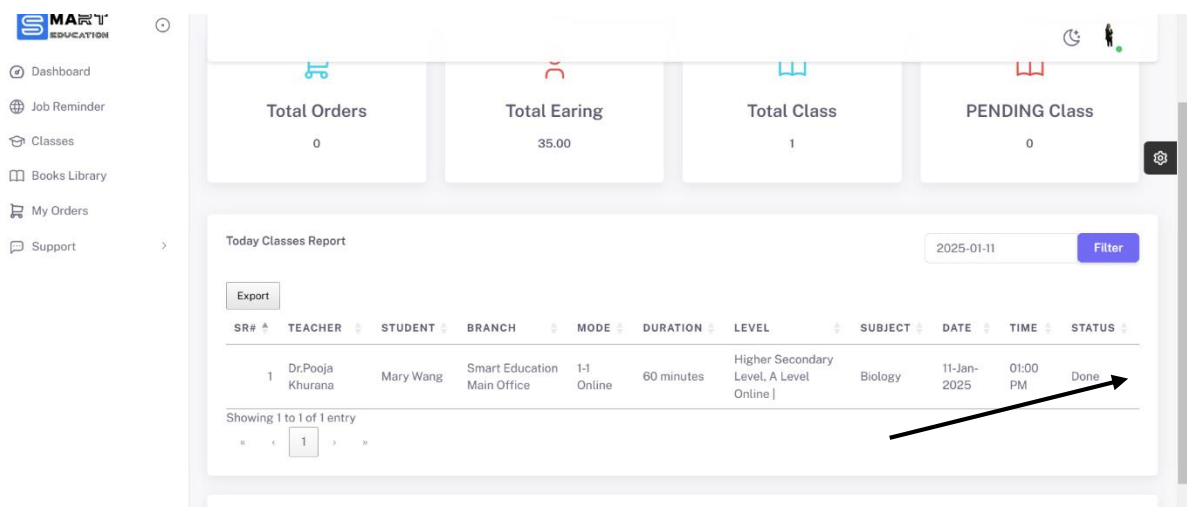
yaha pr 5th box bna doo Bonus ke name se jo referral commission se yaa percentage se jo payments ati han wo yaha pr display kar sake or jo details hogii wo superadmin ke dashboard ke andr display kar doo ke wo Comission walee ko bi daik sakta han or agr osko Percentage pr Bonus dena chahtaa han wo bi daik sake or eske elawa jo Bonus agr withdrawal karna chahtee han to yee Bonus Zero hona chahyaa yaa Status Payment Transfer ana chahyaa ke users ko ye bonus mel chukka han okay asa bna doo



Sliders jase student ke profile kila ye bana han wse teacher kila yee bii bna doo same fiverr wale sliders jase okay



Yaha pr Join Class ka button hona chahya jase student kila ye bnaya han wse eskila ye bii bna doo okay same features ke sat agr online to link agr baki ho



Same Join now ka button har ek class ke sat hona chahyaa or oske sat Teacher Material ya Assignment ya papers Upload karna hoo os Class mai to wo Upload kar sake okay or student oske papers ya material download kar sake jo oper mai details se btaya han okay Or eske sat Jo yee Payment Status han eska access bi SuperAdmin ko da doo jb Payment Transfer kar den to Yee status Paid hona chahyaa yaa Payment Transfer ana chahyaa yee adaikoo abii bi pending han esko payment mel chukii han to esko bi tek kar doo.

The screenshot displays the 'Your Classes' section of the SMART Education dashboard. The table contains the following data:

SR#	STUDENT NAME	CLASS TYPE	SUBJECT	LEVEL	CLASS DATE	TIME	DURATION	CLASS EARNING	PAYMENT STATUS	LAST UPDATE
1	Mary Wang	1-1 Online	Biology	Higher Secondary Level, A Level Online I	11 Jan, 2025	01:00 PM	60 minutes	35.00	Pending	10 Jan, 25 07:53 PM

Additional interface elements include a search bar, a settings icon, and a pagination control showing 'Showing 1 to 1 of 1 entry'.